

Beer Genius

EASIEST FROM
BUY TO BREW

COMPLETE BREWERY PACKAGES



AFFORDABLE & SPACE-SAVING

muellerbeergenius.com | +3188 683 0000

MUELLER

BEER GENIUS BREWHOUSE

When you're ready to build your dream brewery, we're ready to guide you through it with brewer-backed equipment, expertise, and support to get you up and pouring pints in no time.

Super heavy duty gear box and drive motor for lauter tun operation

Completely customizable automation at the brewer's discretion

Electromagnetic flow meters ensure precise volumes, every brew

Triple centrifugal pump technology allows multiple brews in a shorter time. High grade 304 stainless steel



MORE BENEFITS

- Fully customizable configurations, including space saving combination tank layouts
- Compact layout tailored to exact specifications. Available from 8 hl to 48 hl

Variable frequency drives for all three motors ensures complete flow control with extreme accuracy

Widescreen, high resolution, multi-color touchscreen control for brewhouse and cellar

Pneumatically-actuated valves that may be automated or manually operated from the control panel

Optional heating for Mash Tun, Lauter Tun, and Whirlpool.

Mueller Accu-Therm High Efficiency Wort Chiller with plate and frame technology allowing for easy disassembly, cleaning, and inspection

Pre-assembled for easy installation and precise operation. Brew House mounted on SS 304 Single Plane Frame

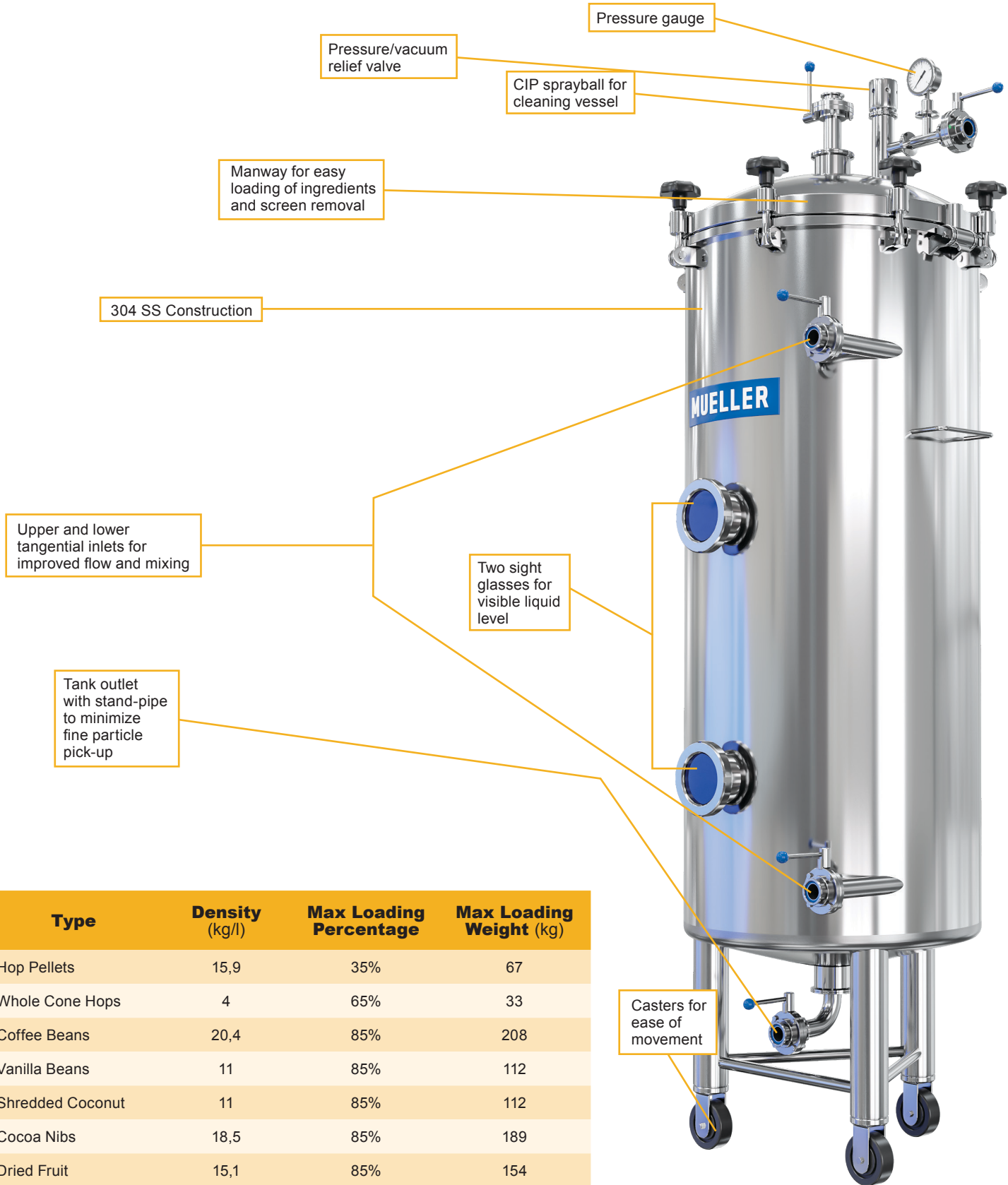
UNITANK



MORE BENEFITS

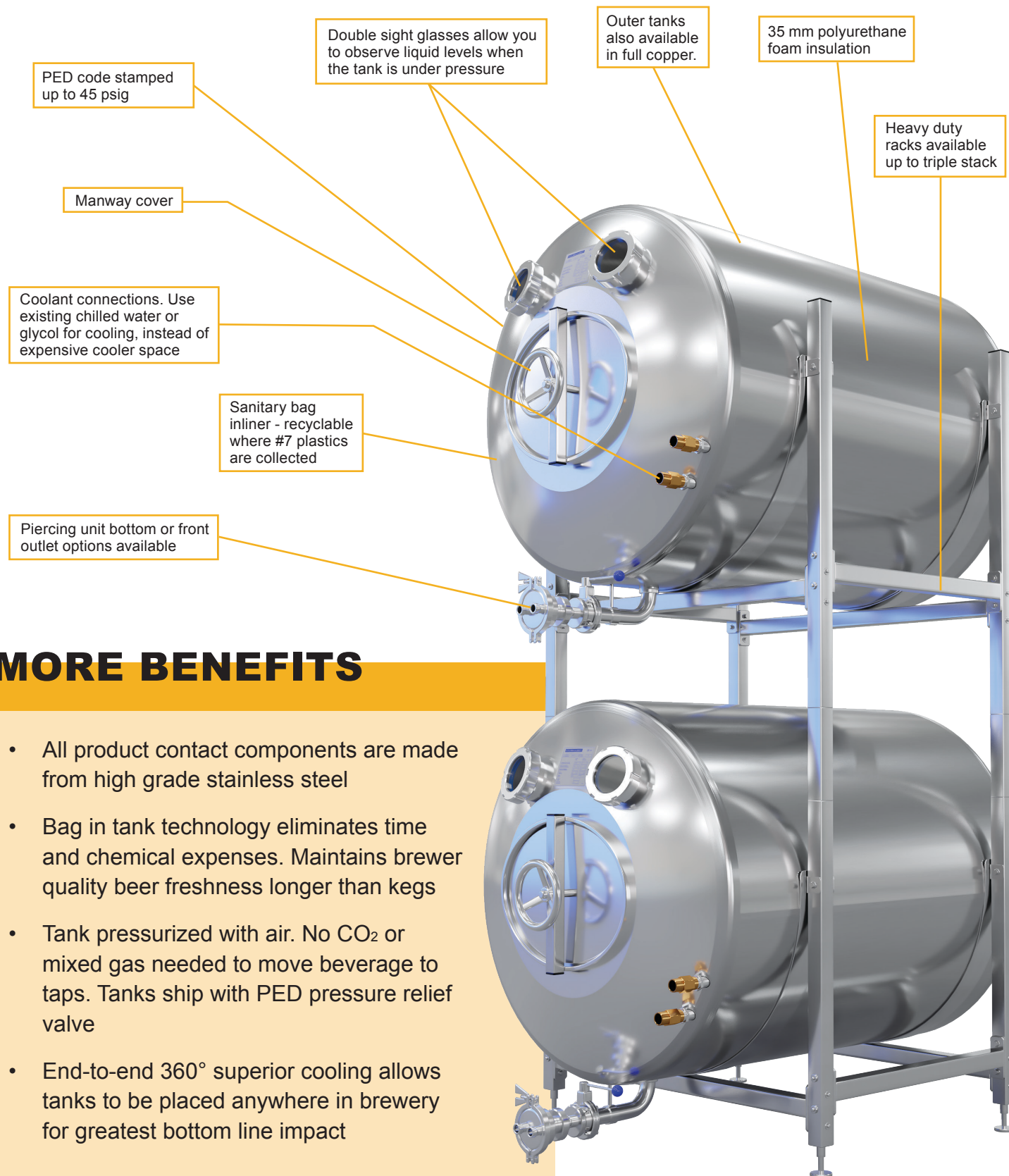
- Pickled and passivated interior
- Calibrated pressure & vacuum relief valve included
- 2B inside material finish with welds polished #4 for excellent cleanability

BASIC INFUSION TANK



Type	Density (kg/l)	Max Loading Percentage	Max Loading Weight (kg)
Hop Pellets	15,9	35%	67
Whole Cone Hops	4	65%	33
Coffee Beans	20,4	85%	208
Vanilla Beans	11	85%	112
Shredded Coconut	11	85%	112
Cocoa Nibs	18,5	85%	189
Dried Fruit	15,1	85%	154

SERVING BEVERAGE TANKS



PED code stamped up to 45 psig

Double sight glasses allow you to observe liquid levels when the tank is under pressure

Outer tanks also available in full copper.

35 mm polyurethane foam insulation

Heavy duty racks available up to triple stack

Manway cover

Coolant connections. Use existing chilled water or glycol for cooling, instead of expensive cooler space

Sanitary bag inliner - recyclable where #7 plastics are collected

Piercing unit bottom or front outlet options available

MORE BENEFITS

- All product contact components are made from high grade stainless steel
- Bag in tank technology eliminates time and chemical expenses. Maintains brewer quality beer freshness longer than kegs
- Tank pressurized with air. No CO₂ or mixed gas needed to move beverage to taps. Tanks ship with PED pressure relief valve
- End-to-end 360° superior cooling allows tanks to be placed anywhere in brewery for greatest bottom line impact

HIPERCHILL 5 PACKAGED CHILLER

Digital capacity control adjusts the scroll compressor's output cooling capacity to meet liquid flow demands as the load varies

Quiet EC fan motor with variable speed control keeps refrigerant pressure constant

E-Star HiPerForm Electronic Valve Control (EVC+) technology for precise, instantaneous refrigerant control

Touch-screen control

Insulated, 37-gallon glycol reservoir

3 horsepower propylene glycol water circulation pump



MORE BENEFITS


- Remote start capability
- Exceptional cooling performance in a small footprint
- Up to 5 hp
- Durable and efficient

BUILD YOUR DREAM BREWERY. NO KEGS REQUIRED.



Visit muellerbeergenius.com and try our **FREE 3D Brewery Planner**.

Start from scratch in an empty brewery, or begin with one of our themed brewery templates and make it your own. Customize room dimensions and add, delete and arrange brewery equipment, furnishings, decor and more. It's all in 2D and 3D and it's all **FREE** to use.



MUELLER *BeerGenius*

+3188 683 0000 | tankbeer@paulmueller.com

Contact a Beer Genius expert **TODAY** and make your dream brewery a reality.